






It's Tic-Tac-Toe—with a twist!

**T I C**

**T A C**

**D A C**



## T I C

## T A C

## D A C

### **A simple game of strategy, tactic, and observation.**

Age: 4+

Players: 2

## Contents

1 3x3 players grid  
5 red cubes  
5 blue cones

## Suggested Supplies

Printer and cardstock paper  
Scissors to cut out each cube and cone  
Pens and scrap paper, if desired

## How to Play

1. Challenge a friend or family member to play.
2. Print out the red cubes and blue cones along with the player grid.
3. Cut out each cube and cone, and decide which player gets cubes and which player gets cones.
4. Decide who goes first—cubes or cones—and agree on the number of games you'll play.
5. Take turns by placing a cube or cone in one of the open spaces on the grid.
6. Keep an eye on your opponent and block them from getting more than two in a row.
7. Make three cubes or cones in a row horizontally, vertically, or diagonally to win the game.
8. The game is considered a tie if all open squares are filled and neither player has three in a row.
9. Keep score for each game to determine who is the ultimate winner!




## Alternate Idea

1. Print out player grids for the number of games you'd like to play or draw your own grids on scraps of paper.
2. Practice drawing cubes and cones as you play the game. To learn how to draw a cube, visit [here](#). To learn how to draw a cone, visit [here](#).\*




\*These links are provided as a convenience and for informational purposes only; they do not constitute an endorsement or an approval by the DAC of any of the products, services or opinions of the corporation or organization or individual. The DAC bears no responsibility for the accuracy, legality or content of the external site or for that of subsequent links. Contact the external site for answers to questions regarding its content.

# It's Tic-Tac-Toe—with a twist!


## TIC



## TAC



## DAC



Cut out the cubes  
for Player 1.



Cut out the cones  
for Player 2.

It's Tic-Tac-Toe—with a twist!



**T I C**

**T A C**

**D A C**

